

2025 Municipal Primary Election Post-Canvass Report, Tooele County

Prepared by Tracy Shaw, Tooele County Clerk
August 19, 2025

As required by State code, the following documents outline the Post-Canvass Report of the 2025 Municipal Primary Election:

1. Lt. Governor's Office Canvass Template – Outlines ballots counted/not counted and status for the full county-wide election.
2. Statement of Votes Cast – Full election results by precinct can be found at [this link](#).
Or on website: Tooele County Elections > Election Results
3. Ballot Reconciliation – Report outlining full election ballots scanned vs vote history found at [this link](#).
Or on website: Tooele County Elections > Election Results > Ballot Processing Stats > Reconciliation
4. Election Affidavit – Clerk affirmation of security and accuracy.
5. Election Results Summary – Provides an outline of the ballots counted and the names of all candidates appearing on the ballot.
6. Precinct Results Summary – Provides an outline of the ballots cast and counted in each precinct.

We, the Board of Canvassers, declare the election certified:

Justin Brady 8/20/25
Justin Brady, Board Member (date)

Maresa Manzione 8/20/2025
Maresa Manzione, Board Member (date)

Melodi Gochis 8-20-25
Melodi Gochis, Board Member (date)

Dave McCall
Dave McCall, Board Member (date)

Ed Hansen
Ed Hansen, Board Member (date)

Debra E. Winn 8/20/2025
Debra E. Winn, Board Member (date)

Shilo Baker 08-20-2025
City Clerk/Recorder, Shilo Baker (date)



Tooele County-Wide Canvass Statistics

12-Aug-25

Section 1 - Ballot Statistics

1A	25.0%	Voter Turnout
1B	26,619	Active voters (as of the voter registration deadline)
1C	6535	Number of counted ballots (Mail or Drop Box)
1D	97	Number of counted ballots (In-person)
1E	22	Number of ballots that were returned electronically (UOCAVA/disability)
1F	6	Number of counted ballots (Provisional)
1G	6660	Total number of ballots counted
1H	No	Does total ballots counted match the number of voters given vote history in VISTA
1I	1	If no, what is the difference
		1 envelope returned empty, but poll worker error in not identifying which voter

1L Explain:

Section 2: Challenged and Uncounted Ballot Statistics

2A	27	Number of envelopes with a signature that does not match the voter's signature
2B	6	Number of unsigned envelopes
2C	0	Number of challenged ballots for other curable reasons
2D	72	Total number of ballots that were challenged (cured and not cured combined)
2E	33	Total number of curable that were not cured
2F	45.8%	Percentage of curable ballots that were not cured
2G	0	Total number of ballots where the voter submitted a disability affidavit*

Section 3: Rejected ballot statistics (ballots that cannot be cured)

3A	17	Number of ballots that were returned after the postmark deadline
3B	10	Number of ballots rejected for other non-curable reasons
3C	27	Total number of rejected that were not curable
3D	1.3%	Percentage of ballots that were returned as undeliverable

Section 4: Provisional ballot statistics


4A	9	Number of provisional ballots issued
4B	6	Number of provisional ballots counted
4C	3	Total Number of provisional ballots not counted
4D		Already Voted
4E		Insufficient ID
4F		Unsigned
4G		Incomplete Form
4H	3	Other
4I	66.7%	Percentage of provisionals that were counted
4J	7	Number of provisional ballots that are same-day registration

Section 5: County Clerk Certification

Tracy Shaw I certify that the information contained in this report is true and accurate.

Tooele County

This report must be sent to elections@utah.gov upon completion of the canvass



TRACY SHAW – TOOELE COUNTY CLERK
47 South Main Street, Tooele, Utah 84074
tracy.shaw@tooeleco.gov
435-843-3140 / Fax 435-882-7317

Election Canvass Affidavit

STATE OF UTAH)

: ss


COUNTY OF TOOELE)

I, Tracy Shaw, being sworn as the Election Officer of Tooele County, do hereby state the following:

The attached results from the 2025 Municipal Primary Election are true and correct to the best of my knowledge;

The 2025 Municipal Primary Election was conducted in compliance with the rules and regulations for ballot security as outlined by the Lieutenant Governor's Office;

And the Clerk's office maintains the voter registration database in accordance with federal and state laws and rules.


Tracy Shaw


Tooele County Clerk

SUBSCRIBED AND SWORN to before me by Tracy Shaw, on this 18 day of August, 2025.


Notary Public Signature

My Commission Expires:

Aug; 8 2029



STATISTICS

TOTAL

Registered Voters - Total	18,159
Ballots Cast - Total	4,433
Voter Turnout - Total	24.41%

Tooele City
2025 Municipal Primary Election
August 12, 2025

OFFICIAL RESULTS

Election Summary

Tooele City Mayor

Vote For 1

	TOTAL	VOTE %
MARESA TONIOLI MANZIONE	1,866	42.53%
BRAD PRATT	1,358	30.95%
KAREN BENTANCOR	977	22.27%
PRIMUS S. BUTLER	187	4.26%
Total Votes Cast	4,388	100.00%

Tooele City Council

Vote For 2

	TOTAL	VOTE %
JON GOSSETT	2,105	26.97%
DAVE MCCALL	1,884	24.14%
SPENCER PECK	1,481	18.97%
EMILY A CHANDLER	1,380	17.68%
KELLEY ANDERSON	956	12.25%
Total Votes Cast	7,806	100.00%

Tooele City
2025 Municipal Primary Election
August 12, 2025

OFFICIAL RESULTS

Precinct Summary

23TC01

STATISTICS

TOTAL

Registered Voters - Total	773
Ballots Cast - Total	213
Voter Turnout - Total	27.56%

Tooele City Mayor

Vote For 1

	TOTAL	VOTE %
MARESA TONIOLI MANZIONE	102	48.11%
BRAD PRATT	64	30.19%
KAREN BENTANCOR	44	20.75%
PRIMUS S. BUTLER	2	0.94%
Total Votes Cast	212	100.00%

Tooele City Council

Vote For 2

	TOTAL	VOTE %
DAVE MCCALL	129	32.66%
JON GOSSETT	118	29.87%
SPENCER PECK	61	15.44%
EMILY A CHANDLER	44	11.14%
KELLEY ANDERSON	43	10.89%
Total Votes Cast	395	100.00%

Tooele City
2025 Municipal Primary Election
August 12, 2025

OFFICIAL RESULTS

Precinct Summary

23TC02

STATISTICS

TOTAL

Registered Voters - Total	590
Ballots Cast - Total	185
Voter Turnout - Total	31.36%

Tooele City Mayor
Vote For 1

	TOTAL	VOTE %
MARESA TONIOLI MANZIONE	80	43.48%
KAREN BENTANCOR	53	28.80%
BRAD PRATT	42	22.83%
PRIMUS S. BUTLER	9	4.89%
Total Votes Cast	184	100.00%

Tooele City Council
Vote For 2

	TOTAL	VOTE %
DAVE MCCALL	105	33.33%
JON GOSSETT	74	23.49%
KELLEY ANDERSON	49	15.56%
SPENCER PECK	44	13.97%
EMILY A CHANDLER	43	13.65%
Total Votes Cast	315	100.00%

Tooele City
2025 Municipal Primary Election
August 12, 2025

OFFICIAL RESULTS

Precinct Summary

23TC03.1

STATISTICS

TOTAL

Registered Voters - Total	955
Ballots Cast - Total	347
Voter Turnout - Total	36.34%

Tooele City Mayor

Vote For 1

TOTAL VOTE %

BRAD PRATT	165	47.55%
MARESA TONIOLI MANZIONE	100	28.82%
KAREN BENTANCOR	73	21.04%
PRIMUS S. BUTLER	9	2.59%
Total Votes Cast	347	100.00%

Tooele City Council

Vote For 2

TOTAL VOTE %

JON GOSSETT	217	37.22%
DAVE MCCALL	123	21.10%
EMILY A CHANDLER	92	15.78%
SPENCER PECK	89	15.27%
KELLEY ANDERSON	62	10.63%
Total Votes Cast	583	100.00%

Tooele City
2025 Municipal Primary Election
August 12, 2025

OFFICIAL RESULTS

Precinct Summary

23TC04

STATISTICS

TOTAL

Registered Voters - Total	738
Ballots Cast - Total	300
Voter Turnout - Total	40.65%

Tooele City Mayor
Vote For 1

	TOTAL	VOTE %
MARESA TONIOLI MANZIONE	122	40.94%
BRAD PRATT	97	32.55%
KAREN BENTANCOR	68	22.82%
PRIMUS S. BUTLER	11	3.69%
Total Votes Cast	298	100.00%

Tooele City Council
Vote For 2

	TOTAL	VOTE %
JON GOSSETT	187	35.02%
DAVE MCCALL	138	25.84%
SPENCER PECK	75	14.04%
EMILY A CHANDLER	70	13.11%
KELLEY ANDERSON	64	11.98%
Total Votes Cast	534	100.00%

Tooele City
2025 Municipal Primary Election
August 12, 2025

OFFICIAL RESULTS

Precinct Summary

23TC05

STATISTICS

TOTAL

Registered Voters - Total	785
Ballots Cast - Total	187
Voter Turnout - Total	23.82%

Tooele City Mayor
Vote For 1

	TOTAL	VOTE %
MARESA TONIOLI MANZIONE	70	37.84%
BRAD PRATT	54	29.19%
KAREN BENTANCOR	51	27.57%
PRIMUS S. BUTLER	10	5.41%
Total Votes Cast	185	100.00%

Tooele City Council
Vote For 2

	TOTAL	VOTE %
DAVE MCCALL	98	29.34%
JON GOSSETT	79	23.65%
EMILY A CHANDLER	67	20.06%
SPENCER PECK	51	15.27%
KELLEY ANDERSON	39	11.68%
Total Votes Cast	334	100.00%

Tooele City
2025 Municipal Primary Election
August 12, 2025

OFFICIAL RESULTS

Precinct Summary

23TC06

STATISTICS

TOTAL

Registered Voters - Total	830
Ballots Cast - Total	180
Voter Turnout - Total	21.69%

Tooele City Mayor

Vote For 1

	TOTAL	VOTE %
MARESA TONIOLI MANZIONE	90	50.00%
BRAD PRATT	53	29.44%
KAREN BENTANCOR	30	16.67%
PRIMUS S. BUTLER	7	3.89%
Total Votes Cast	180	100.00%

Tooele City Council

Vote For 2

	TOTAL	VOTE %
DAVE MCCALL	82	26.03%
JON GOSSETT	75	23.81%
SPENCER PECK	61	19.37%
EMILY A CHANDLER	53	16.83%
KELLEY ANDERSON	44	13.97%
Total Votes Cast	315	100.00%

Tooele City
2025 Municipal Primary Election
August 12, 2025

OFFICIAL RESULTS

Precinct Summary

23TC07

STATISTICS

TOTAL

Registered Voters - Total	614
Ballots Cast - Total	134
Voter Turnout - Total	21.82%

Tooele City Mayor

Vote For 1

	TOTAL	VOTE %
MARESA TONIOLI MANZIONE	54	40.91%
BRAD PRATT	44	33.33%
KAREN BENTANCOR	25	18.94%
PRIMUS S. BUTLER	9	6.82%
Total Votes Cast	132	100.00%

Tooele City Council

Vote For 2

	TOTAL	VOTE %
DAVE MCCALL	65	27.43%
JON GOSSETT	58	24.47%
SPENCER PECK	45	18.99%
EMILY A CHANDLER	38	16.03%
KELLEY ANDERSON	31	13.08%
Total Votes Cast	237	100.00%

Tooele City
2025 Municipal Primary Election
August 12, 2025

OFFICIAL RESULTS

Precinct Summary

23TC08

STATISTICS

TOTAL

Registered Voters - Total	666
Ballots Cast - Total	154
Voter Turnout - Total	23.12%

Tooele City Mayor
Vote For 1

TOTAL VOTE %

MARESA TONIOLI MANZIONE	72	47.06%
BRAD PRATT	40	26.14%
KAREN BENTANCOR	30	19.61%
PRIMUS S. BUTLER	11	7.19%
Total Votes Cast	153	100.00%

Tooele City Council
Vote For 2

TOTAL VOTE %

JON GOSSETT	78	27.76%
EMILY A CHANDLER	62	22.06%
SPENCER PECK	58	20.64%
DAVE MCCALL	52	18.51%
KELLEY ANDERSON	31	11.03%
Total Votes Cast	281	100.00%

Tooele City
2025 Municipal Primary Election
August 12, 2025

OFFICIAL RESULTS

Precinct Summary

23TC09

STATISTICS

TOTAL

Registered Voters - Total	796
Ballots Cast - Total	182
Voter Turnout - Total	22.86%

Tooele City Mayor

Vote For 1

TOTAL VOTE %

BRAD PRATT	79	43.41%
MARESA TONIOLI MANZIONE	56	30.77%
KAREN BENTANCOR	42	23.08%
PRIMUS S. BUTLER	5	2.75%
Total Votes Cast	182	100.00%

Tooele City Council

Vote For 2

TOTAL VOTE %

JON GOSSETT	86	27.48%
EMILY A CHANDLER	64	20.45%
DAVE MCCALL	63	20.13%
SPENCER PECK	59	18.85%
KELLEY ANDERSON	41	13.10%
Total Votes Cast	313	100.00%

Tooele City
2025 Municipal Primary Election
August 12, 2025

OFFICIAL RESULTS

Precinct Summary

23TC10

STATISTICS

TOTAL

Registered Voters - Total	824
Ballots Cast - Total	194
Voter Turnout - Total	23.54%

Tooele City Mayor

Vote For 1

TOTAL VOTE %

MARESA TONIOLI MANZIONE	85	44.97%
BRAD PRATT	61	32.28%
KAREN BENTANCOR	34	17.99%
PRIMUS S. BUTLER	9	4.76%
Total Votes Cast	189	100.00%

Tooele City Council

Vote For 2

TOTAL VOTE %

SPENCER PECK	80	23.12%
JON GOSSETT	79	22.83%
DAVE MCCALL	76	21.97%
EMILY A CHANDLER	60	17.34%
KELLEY ANDERSON	51	14.74%
Total Votes Cast	346	100.00%

Tooele City
2025 Municipal Primary Election
August 12, 2025

OFFICIAL RESULTS

Precinct Summary

23TC11

STATISTICS

TOTAL

Registered Voters - Total	824
Ballots Cast - Total	160
Voter Turnout - Total	19.42%

Tooele City Mayor
Vote For 1

	TOTAL	VOTE %
KAREN BENTANCOR	59	38.56%
MARESA TONIOLI MANZIONE	51	33.33%
BRAD PRATT	35	22.88%
PRIMUS S. BUTLER	8	5.23%
Total Votes Cast	153	100.00%

Tooele City Council
Vote For 2

	TOTAL	VOTE %
JON GOSSETT	78	27.46%
DAVE MCCALL	73	25.70%
EMILY A CHANDLER	55	19.37%
SPENCER PECK	47	16.55%
KELLEY ANDERSON	31	10.92%
Total Votes Cast	284	100.00%

Tooele City
2025 Municipal Primary Election
August 12, 2025

OFFICIAL RESULTS

Precinct Summary

23TC12

STATISTICS

TOTAL

Registered Voters - Total	720
Ballots Cast - Total	191
Voter Turnout - Total	26.53%

Tooele City Mayor

Vote For 1

	TOTAL	VOTE %
MARESA TONIOLI MANZIONE	107	56.61%
BRAD PRATT	42	22.22%
KAREN BENTANCOR	35	18.52%
PRIMUS S. BUTLER	5	2.65%
Total Votes Cast	189	100.00%

Tooele City Council

Vote For 2

	TOTAL	VOTE %
DAVE MCCALL	85	25.45%
JON GOSSETT	84	25.15%
SPENCER PECK	66	19.76%
EMILY A CHANDLER	57	17.07%
KELLEY ANDERSON	42	12.57%
Total Votes Cast	334	100.00%

Tooele City
2025 Municipal Primary Election
August 12, 2025

OFFICIAL RESULTS

Precinct Summary

23TC13

STATISTICS

TOTAL

Registered Voters - Total	911
Ballots Cast - Total	170
Voter Turnout - Total	18.66%

Tooele City Mayor

Vote For 1

TOTAL VOTE %

MARESA TONIOLI MANZIONE	73	43.20%
KAREN BENTANCOR	48	28.40%
BRAD PRATT	42	24.85%
PRIMUS S. BUTLER	6	3.55%
Total Votes Cast	169	100.00%

Tooele City Council

Vote For 2

TOTAL VOTE %

JON GOSSETT	77	25.50%
DAVE MCCALL	68	22.52%
EMILY A CHANDLER	64	21.19%
SPENCER PECK	61	20.20%
KELLEY ANDERSON	32	10.60%
Total Votes Cast	302	100.00%

Tooele City
2025 Municipal Primary Election
August 12, 2025

OFFICIAL RESULTS

Precinct Summary

23TC14

STATISTICS

TOTAL

Registered Voters - Total	864
Ballots Cast - Total	182
Voter Turnout - Total	21.06%

Tooele City Mayor

Vote For 1

TOTAL VOTE %

MARESA TONIOLI MANZIONE	115	63.89%
KAREN BENTANCOR	34	18.89%
BRAD PRATT	19	10.56%
PRIMUS S. BUTLER	12	6.67%
Total Votes Cast	180	100.00%

Tooele City Council

Vote For 2

TOTAL VOTE %

JON GOSSETT	87	27.36%
EMILY A CHANDLER	71	22.33%
DAVE MCCALL	66	20.75%
SPENCER PECK	55	17.30%
KELLEY ANDERSON	39	12.26%
Total Votes Cast	318	100.00%

Tooele City
2025 Municipal Primary Election
August 12, 2025

OFFICIAL RESULTS

Precinct Summary

23TC15

STATISTICS

TOTAL

Registered Voters - Total	1,274
Ballots Cast - Total	215
Voter Turnout - Total	16.88%

Tooele City Mayor

Vote For 1

TOTAL VOTE %

MARESA TONIOLI MANZIONE	114	53.52%
BRAD PRATT	59	27.70%
KAREN BENTANCOR	29	13.62%
PRIMUS S. BUTLER	11	5.16%
Total Votes Cast	213	100.00%

Tooele City Council

Vote For 2

TOTAL VOTE %

EMILY A CHANDLER	85	23.04%
JON GOSSETT	83	22.49%
SPENCER PECK	81	21.95%
DAVE MCCALL	69	18.70%
KELLEY ANDERSON	51	13.82%
Total Votes Cast	369	100.00%

Tooele City
2025 Municipal Primary Election
August 12, 2025

OFFICIAL RESULTS

Precinct Summary

23TC16

STATISTICS

TOTAL

Registered Voters - Total	861
Ballots Cast - Total	208
Voter Turnout - Total	24.16%

Tooele City Mayor

Vote For 1

	TOTAL	VOTE %
MARESA TONIOLI MANZIONE	94	46.08%
BRAD PRATT	67	32.84%
KAREN BENTANCOR	36	17.65%
PRIMUS S. BUTLER	7	3.43%
Total Votes Cast	204	100.00%

Tooele City Council

Vote For 2

	TOTAL	VOTE %
JON GOSSETT	104	28.73%
SPENCER PECK	70	19.34%
EMILY A CHANDLER	68	18.78%
DAVE MCCALL	66	18.23%
KELLEY ANDERSON	54	14.92%
Total Votes Cast	362	100.00%

Tooele City
2025 Municipal Primary Election
August 12, 2025

OFFICIAL RESULTS

Precinct Summary

23TC17

STATISTICS

TOTAL

Registered Voters - Total	906
Ballots Cast - Total	120
Voter Turnout - Total	13.24%

Tooele City Mayor

Vote For 1

TOTAL VOTE %

KAREN BENTANCOR	45	37.50%
BRAD PRATT	36	30.00%
MARESA TONIOLI MANZIONE	34	28.33%
PRIMUS S. BUTLER	5	4.17%
Total Votes Cast	120	100.00%

Tooele City Council

Vote For 2

TOTAL VOTE %

JON GOSSETT	59	26.11%
EMILY A CHANDLER	53	23.45%
DAVE MCCALL	52	23.01%
SPENCER PECK	40	17.70%
KELLEY ANDERSON	22	9.73%
Total Votes Cast	226	100.00%

Tooele City
2025 Municipal Primary Election
August 12, 2025

OFFICIAL RESULTS

Precinct Summary

23TC18

STATISTICS

TOTAL

Registered Voters - Total	832
Ballots Cast - Total	212
Voter Turnout - Total	25.48%

Tooele City Mayor

Vote For 1

TOTAL VOTE %

MARESA TONIOLI MANZIONE	100	47.39%
BRAD PRATT	58	27.49%
KAREN BENTANCOR	43	20.38%
PRIMUS S. BUTLER	10	4.74%
Total Votes Cast	211	100.00%

Tooele City Council

Vote For 2

TOTAL VOTE %

DAVE MCCALL	96	25.95%
JON GOSSETT	87	23.51%
SPENCER PECK	73	19.73%
EMILY A CHANDLER	70	18.92%
KELLEY ANDERSON	44	11.89%
Total Votes Cast	370	100.00%

Tooele City
2025 Municipal Primary Election
August 12, 2025

OFFICIAL RESULTS

Precinct Summary

23TC19

STATISTICS

TOTAL

Registered Voters - Total	766
Ballots Cast - Total	165
Voter Turnout - Total	21.54%

Tooele City Mayor

Vote For 1

TOTAL VOTE %

BRAD PRATT	64	39.26%
MARESA TONIOLI MANZIONE	48	29.45%
KAREN BENTANCOR	46	28.22%
PRIMUS S. BUTLER	5	3.07%
Total Votes Cast	163	100.00%

Tooele City Council

Vote For 2

TOTAL VOTE %

SPENCER PECK	69	24.47%
DAVE MCCALL	60	21.28%
JON GOSSETT	60	21.28%
EMILY A CHANDLER	49	17.38%
KELLEY ANDERSON	44	15.60%
Total Votes Cast	282	100.00%

Tooele City
2025 Municipal Primary Election
August 12, 2025

OFFICIAL RESULTS

Precinct Summary

23TC20

STATISTICS

TOTAL

Registered Voters - Total	911
Ballots Cast - Total	256
Voter Turnout - Total	28.10%

Tooele City Mayor

Vote For 1

TOTAL VOTE %

MARESA TONIOLI MANZIONE	104	41.43%
BRAD PRATT	83	33.07%
KAREN BENTANCOR	48	19.12%
PRIMUS S. BUTLER	16	6.37%
Total Votes Cast	251	100.00%

Tooele City Council

Vote For 2

TOTAL VOTE %

JON GOSSETT	124	28.05%
DAVE MCCALL	115	26.02%
SPENCER PECK	83	18.78%
EMILY A CHANDLER	69	15.61%
KELLEY ANDERSON	51	11.54%
Total Votes Cast	442	100.00%

Tooele City
2025 Municipal Primary Election
August 12, 2025

OFFICIAL RESULTS

Precinct Summary

23TC21

STATISTICS

TOTAL

Registered Voters - Total	952
Ballots Cast - Total	278
Voter Turnout - Total	29.20%

Tooele City Mayor

Vote For 1

TOTAL VOTE %

MARESA TONIOLI MANZIONE	119	43.59%
BRAD PRATT	90	32.97%
KAREN BENTANCOR	47	17.22%
PRIMUS S. BUTLER	17	6.23%
Total Votes Cast	273	100.00%

Tooele City Council

Vote For 2

TOTAL VOTE %

SPENCER PECK	135	27.05%
JON GOSSETT	125	25.05%
DAVE MCCALL	123	24.65%
EMILY A CHANDLER	72	14.43%
KELLEY ANDERSON	44	8.82%
Total Votes Cast	499	100.00%

Tooele City
2025 Municipal Primary Election
August 12, 2025

OFFICIAL RESULTS

Precinct Summary

23TC22

STATISTICS

TOTAL

Registered Voters - Total	767
Ballots Cast - Total	200
Voter Turnout - Total	26.08%

Tooele City Mayor

Vote For 1

TOTAL VOTE %

MARESA TONIOLI MANZIONE	76	38.00%
BRAD PRATT	64	32.00%
KAREN BENTANCOR	57	28.50%
PRIMUS S. BUTLER	3	1.50%
Total Votes Cast	200	100.00%

Tooele City Council

Vote For 2

TOTAL VOTE %

JON GOSSETT	86	23.56%
DAVE MCCALL	80	21.92%
SPENCER PECK	78	21.37%
EMILY A CHANDLER	74	20.27%
KELLEY ANDERSON	47	12.88%
Total Votes Cast	365	100.00%